

FOR SEMESTER I & II

# MONTHLY SYLLABUS

[Annual Planning]

**JUNIOR K. G.**



**SPECIMEN**

**COPY**

For Review &  
Recommendation



# Navneet ASSESSMENT SCHEME : Jr. to 5

## For Semester I & II

Subjects Standard	Main Sub. Jr./Sr.	Main Sub. 1 to 5	Gen. Eng. 1 to 5	Hindi 1 to 4	Guj. 1 & 2	Comp. 4 & 5	G. K. 1 to 5
Formal Written Assessment	40	40	40	40	40	40	40
Informal Assessment	-	40	40	-	-	-	-
Int. / Pra.	10	20	20	10	10	10	10
<b>Total Marks</b>	<b>50</b>	<b>100</b>	<b>100</b>	<b>50</b>	<b>50</b>	<b>50</b>	<b>50</b>

## For Semester II

Subjects Standard	Draw. Jr./Sr.	Draw. 1 to 5	Comp. 1 to 3	P. E. 5
Formal Written Assessment	40	80	25	40
Informal Assessment	-	-	-	-
Int. / Pra.	10	20	25	20 + 40
<b>Total Marks</b>	<b>50</b>	<b>100</b>	<b>50</b>	<b>100</b>

**Unit Assessment 1 & 2**  
(20 – 20 Marks)

☛ Main Subjects : Std. 1 to 5  
☛ English, Mathematics & G. K. :  
Jr. K. G. & Sr. K. G.

## SYLLABUS

- ☛ **Unit Assessment 1 : August, 2014** : Course of June '14 & July '14.
- ☛ **Assessment – Semester I : October, 2014** : Course from June '14 to October '14.
- ☛ **Unit Assessment 2 : February, 2015** : Course from November '14 to January '15.
- ☛ **Assessment – Semester II : April, 2015** : Course from November '14 to April '15.
- ☛ Written Assessment for **Drawing** : Jr. K. G. to Std. 5, **Computer** : Std. 1 to 3 and **P. E.** : Std. 5 will be done only once, at the end of Semester II and it will be based on the entire syllabus.

## **Respected Principals, Teachers and Parents,**

We warmly welcome you all, to our family of 'Navneet', a great name in publishing school books, now entering the footsteps—to Nursery and K. G. level. In this age of keen competition we all expect, a child to be able to show its abilities to read and write from the day it is admitted to school.

Nursery, Jr. K. G. and Sr. K. G. are three different levels, a child steps in the pre-school learning. At this very tender age the basic need is to train the muscles of the child by imparting him the knowledge of numbers, letters and helping it to achieve an all-round development. Aiming at this, we have made a sincere effort to frame the syllabus for Jr. K. G. and Sr. K. G. children. We are confident that this design of syllabus will prove a turning point for the child and turn him into an intelligent pupil.

The child, leaving the skirt of his mother at the age of three, faces the outside world when he enters alone the pre-school. At this juncture, it is the duty of the school and the teachers to provide an atmosphere of love and affection in the classroom. We have planned the activities for the children of Jr. K. G. and Sr. K. G. in such a manner that they will not only develop the body and mind of the children but will also mobilise their muscles. Instead of thrusting conventional methods of learning the alphabet and numbers on the child, we have designed the syllabus to provide the child with various games and activities so that it gets inspired to come to school regularly.

## OUR AIMS AND OBJECTIVES

### **Aim 1**

To provide a rich environment for physical-motor development.

### **Objectives**

- The children should be able to co-ordinate their large and small muscles.

To fulfill the above aim and objectives, the following activities will be planned:

- Demonstrate various ways of walking, rolling, dancing, etc.
- Show awareness of space to play, paint, wash, etc.
- Demonstrate how to pick things, manipulate and mould, block-building, turning pages of book, tearing, stringing and threading activities.
- Activities like tracing simple patterns, paper folding, crayoning or colouring on plain paper, cutting & pasting.

### **Aim 2**

To provide environment for socio-emotional development.

### **Objectives**

- The children should be able to substitute verbal expression for physical aggression; should cope up in reasonable manner when things go wrong.
- Should be aware of themselves as individuals and become fairly independent.
- Should be aware of the importance of personal hygiene.
- Should be able to form easy relationships with others and be sensitive to the feelings needs and attitudes of others.
- Should become tolerant, considerate and co-operative in group situations and should be able to share the teacher's attention with other children.

- Should develop a careful attitude towards other living beings. (Young children, plants, animals, birds, etc.)
- Should learn to play fairly, and wait their turn and share things.

To fulfill the above aim and objectives, the following activities will be planned :

- Playing with manipulative toys, multi-shaped blocks, Water-play, Sand-play
- Indoor and Outdoor play
- Books
- Music and Rhythmic Activities
- Doll play
- Gardening, Care of pets, Nature-walk
- Celebrating events/festivals

### **Aim 3**

To provide environment for language development.

### **Objectives**

- Should develop auditory skills.
- Should develop communication skills.
- Should develop reading readiness skill.

To fulfill the above aim and objectives, the following activities will be planned :

- Listening experience : distinguishing sounds, identifying sound
- Experience of matching, sorting, identifying shapes, puzzles, picture-cards, story books, word/name cards
- Story-telling, Reciting Rhymes and Songs
- Observing classroom charts
- Dramatic play

#### **Aim 4**

To provide an environment for cognitive development.

#### **Objectives**

- Children learn to express themselves using all five senses.
- Children should develop
  - Cognitive processes like observation and memorizing.
  - Skills of classification.
  - Skills of sequential thinking.
  - The ability of problem solving and reasoning.
- Development of Number concepts.

#### **Extra Curricular Activities and Competition**

- |                               |                            |
|-------------------------------|----------------------------|
| • <b>June and July</b>        | – Threading beads          |
| • <b>August</b>               | – Separating grains        |
| • <b>September</b>            | – Recitation Competition   |
| • <b>October and November</b> | – Role play – Fancy Dress  |
| • <b>December</b>             | – Sports – Lemon and Spoon |
| • <b>January</b>              | – Drawing Competition      |
| • <b>February</b>             | – One-minute game          |
| • <b>March</b>                | – One-minute game          |
| • <b>April</b>                | – Revision                 |

# Monthly Syllabus (Annual Planning)

## Junior K. G.

**Note :** Written Assessment of Semester I comes either in September or in October. So you are requested to complete the syllabus accordingly.

\* **Semester I :** June to October




\* **Semester II :** November to April

### 1. Activities for Physical-Motor Development

#### June

##### Outdoor play :

Walking : • Various ways of walking.

- To walk step by step on line and on shapes like —, W, ∩
- To walk between two lines ==
- To walk on bricks 
- To walk on steps 
- To walk on a plank 

Running : • To run between two lines == <<<

- To run in a circle with music slow, fast, slow, fast & stop

##### Indoor play :

Plasticine : To make different shapes like ball, snake, *jalebi*, etc.

Threading : To thread beads of different colours & sizes  
To thread paper beads

#### July

##### Outdoor play :

Jumping : • To jump from a chair, a small table, etc.

- ○ ○ ○ in-out, in-out
- ○ ○ ○ ○ feet together, feet apart, feet together (Draw circles and make the child jump onto these.)

- Throwing: • a ball, a ring
- To throw the ball in a tub or bucket
  - Passing the ball (game)
  - To throw the ball in a basketball ring
  - To throw and to catch the ball

**Indoor play:**

- Filling: • To fill – Gram, Rajma, Methi in the bottle (with a thumb and two fingers)
- Open and close Buttons, Hooks, Clips, Chains (Zips) and Bottles

**August**

**Outdoor play:**

- Simple commands – Sit-down, Stand-up with Khanjari.
- Roll the tyre and pull the rope

- Balancing: • To walk with a ring on head
- To walk with a block on head
  - To walk with a bowl filled with water in hand

**Indoor play:**

- Rangoli: • To draw large pictures on the ground and ask the child to put pista pods (coloured) or leaves or buttons on the lines of the picture.

**September**

- Outdoor play:** • Musical Chair • Cycles • Sand-play

- Indoor play :** • Building-blocks (Dattapeti)
- Tower, Minaro
  - Simple puzzle tray
  - Sewing boards

- Activity: • For concept of senses

**October**

**Revision**

**November**

**Outdoor play and Indoor play:**

- Revision of all we have done



## December

**Outdoor play:** • Passing the Ball • Ring-a-ring-a  
• Oranges and Lemon

**Indoor play:** • Clay work • Blocks

## January

**Outdoor play:** • To run between two lines  
• To roll a tyre

**Indoor play:** • To fill water in a bottle  
• To separate grains e.g., Gram and Rajma  
• To fold a napkin

## February

**Outdoor play:** • Musical Chair • Sand-play • Cycles

**Indoor play:** • Rangoli • Plastic models

## March

**Outdoor play:** • Oranges and Lemon • Balancing

**Indoor play:** • Paper-folding  
• Library—to give picture books

## April

**Revision**

## 2. Activities for Cognitive Development

### June

Picture reading:

- To show a picture and ask questions regarding it.

Experience of matching:

- Take two similar things like chalks, balls, pencils, buttons, etc. Arrange one set on one side and ask the child to put similar things on the other side.


## July

Classification : • Mix Chickoo seeds and shells and ask the children to separate them.  
Separate Rajma and Dal.

Make pairs : • Cup & saucer, Pencil & note, Brush & toothpaste

Make a series : • Give red & green beads together. Ask the children to thread one red bead then one green bead and repeat the action.

## August

- What is missing in the  picture? e.g., nose of the boy
- Teach them how to turn the pages of a book and how to hold the book.

## September

- Making pairs of opposites : Hot, Cold, Smooth, Rough, Light, Heavy, Soft, Hard
- Smelling–Revision • For hearing–different sounds

## October

### Revision

## November

- For tasting–different tastes

## December

- Revision • Classification • Make pairs

## January

- Revision • Making a series  $\Delta-O-\Delta-O...$
- What is missing in the picture?

## February

- Revision • Taste, Smell, Feel with different things

## March

- Revision • Different sounds • Picture reading



## April

### Revision



## 3. English

**Ref. :** Vikas Alphabet (Writing Practice) : Capital Letters  
Vikas New General English Course : Intro. I



## June & July

- Recognition and Writing of letters 'A' to 'E'. e.g., A for Apple
  - Circle the correct 'A'
  - Give more words starting from 'A' e.g., Arrow, Axe, Aunt, etc.
  - Colour the letter 
  - Matching of 'A'
  - Circle the letter 'A' – B  D
  - Conversation : Command in general; come, go, sit-down, stand-up, clap hands.
  - Cross ('X') the letter which is different in the line.
  - Join the letter with correct picture.
  - Join the same letters.
  - Circle the pictures starting from letter as shown.
  - Circle the correct first letter for picture.
- (Vikas Alphabet Writing Practice : Capital Letters – Pages 2 to 11)

## August

- Recognition and Writing letters 'F' to 'L'
  - Circle the correct 'F'
  - Join the same letter – F with 'F'.
  - Colour the letter  • Circle the letter 'F'.
  - Circle the letter e.g., 'T' – F  R E
  - Circle the correct letter in the line.
  - Circle the pictures starting from letter as shown.
  - Recognize the picture and write the first letter of the word.
- (Vikas Alphabet Writing Practice : Capital Letters – Pages 12 to 25)

## September

- Recognition and Writing letters 'M' to 'T'
- Join the letter 'M' with the picture. Starting with 'M'  
M  Monkey
- Colour  • Circle the letter 'M' – (M) A T
- Say the word starting with 'M' (orally)
- Cross ('X') the letter which is different in the line.
- Join the letter with the correct picture.
- Join the same letters.
- See the picture and write the first letter of the word.
- (Vikas Alphabet Writing Practice : Capital Letters – Pages 26 to 41)

## October

### Revision

## November

- Recognition and Writing letters 'U' to 'Z' (Vikas Alphabet Writing Practice : Capital Letters – Pages 42 to 53)
- Circle the letter 'V' – (V) A N
- Say the word starting with the letter 'V' (orally)
- Cross ('X') the letter which is different in the line.
- Join the letter with the correct picture.
- Join the same letters.
- See the picture and write the first letter of the word.
- Write Capital letters 'A' to 'Z'
- Write the missing letters.

## December

- Recognition and Writing letters 'a' to 'n' (Vikas New General English Course : Intro. I – Pages 3 to 7)
- Circle the letter 'a' – (a) n t
- Join the letter with the correct picture.
- Join the picture with its starting letter.
- See the picture and write the first letter of the word.

## January

- Recognition and Writing small letters 'o' to 'z'  
(Vikas New General English Course: Intro. I – Pages 8 to 10)
- Write small letters 'a' to 'z'
- Put in the missing letters.
- Put a tick-mark (✓) after the right word.
- Write the word in small letters against each : CAP – cap
- Tick (✓) the right word against the picture.  
(Vikas New General English Course: Intro. I – Pages 11 to 13, 15 and 16)

## February

- Yes or No
- Put in the right letters. • Name the pictures.
- Write the letters in the abc order.  
(Vikas New General English Course: Intro. I – Pages 14, 17, 18, 20 and 21)

## March

- Writing letters 'A' to 'Z' (Revision)
- Writing letters 'a' to 'z' (Revision)
- Circle the letter.
- Write the missing letters.  
(Vikas Alphabet Writing Practice: Capital Letters – Pages 54 to 56)
- Write the words in the abc order.
- Put in the right word. • Name the pictures.  
(Vikas New General English Course: Intro. I – Pages 19 and 22)

## April

### Revision

## 4. Mathematics

**Ref. :** Vikas Numbers (Writing Practice) : 1 to 50  
Vikas New General English Course : Intro. I

### June

- Big-small } explain with different  
Fat-thin } objects & pictures.
- Say numbers 1 to 10 (with fingers)

### July

- Concept of Tall-short } with objects  
Up-down } and pictures.
- Colour the picture • ✓ or ○ the picture
- Find out the same picture and circle it.
- Find out the different picture and 'X' on it.
- Say Nos. 1 to 20

### August

- Say Nos. 1 to 30
- Recognition of numbers 1 to 5
- Count the objects in the picture and join with the correct number.
- Count the objects in the picture and ○ the correct number.
- Count the objects in the picture and write the number in the box.
- Join the same numbers.
- Find out the number given in the □ and ○ it.
- ○ the group of pictures according to given number.
- Writing numbers 1 to 5 (Vikas Numbers Writing Practice : 1 to 50 - Pages 2 to 13)

### September

- Say Nos. 1 to 50
- Recognition of numbers 6 to 12
- Counting 6 to 12

- Count, say & write the number in the box.
- Count and ring the correct number.
- Match each set with its number.
- Write the numbers in order.
- Write the next number.
- Write the number that comes just before.
- Writing numbers 6 to 12 (Vikas Numbers Writing Practice : 1 to 50–Pages 14 to 30)

## October

### Revision

## November

- Saying Nos. 1 to 50
- Recognition of numbers 13, 14 & 15
- Writing numbers 13, 14 & 15  
(Vikas Numbers Writing Practice : 1 to 50–  
Pages 31 to 34)
- Count, say & write the number in the box.
- Match each set with its number.
- Count and ring the correct number.
- Write the next number.
- Write the number which comes just before.

## December

- Saying Nos. 1 to 50
- Recognition of numbers 16 to 20
- Writing numbers 16 to 20 (Vikas Numbers Writing Practice : 1 to 50–Pages 35 to 40)
- Count and ring the correct number.
- Count, say & write the number in the box.
- Match each set with its number.
- Match each number with its number-name.
- Write the next number.
- Write the number which comes just before.
- Put the right number under each picture

- Write the missing numbers.  
(Vikas Numbers Writing Practice : 1 to 50 – Pages 41 to 43)

### January

- Saying Nos. 1 to 50
- Recognition of numbers 21 to 30
- Writing numbers 21 to 30 (Vikas Numbers Writing Practice : 1 to 50 – Pages 46 to 51)
- Write the missing numbers.
- Write the Nos. against the words
- Say and write: • 10 and 1 is **11** • 10 and 2 is **12**  
(Vikas New General English Course : Intro. I – Page 37)

### February

- Saying Nos. 1 to 50
- Recognition of numbers 31 to 40
- Writing numbers 31 to 40 (Vikas Numbers Writing Practice : 1 to 50 – Pages 52 to 57)
- Write the missing numbers.
- Write the next number.
- Write the number which comes just before.

### March

- Writing Nos. 1 to 50 (Revision)
- Recognition of numbers 41 to 50
- Writing numbers 41 to 50 (Vikas Numbers Writing Practice : 1 to 50 – Pages 58 to 64)
- Write the missing numbers.
- Write the number which comes just before.
- Write the next number.
- Counting by tens
- Match the sets with the numbers (Vikas Numbers Writing Practice : 1 to 50 – Pages 44 and 45)

### April

### Revision



## 5. General Knowledge

**Ref. :** Vikas English Conversation (A)

Vikas New General English Course : Intro. I

### June

#### Parts of the Body :

- To talk about the different main parts of the body.
- To talk about the uses of the parts of the body—eyes, nose, ears, tongue.

#### Cleanliness :

- To talk about the things we use to clean our body.  
(Vikas English Conversation (A) –Pages 17, 18)

Experience of :

- Hot & cold, Smooth & rough, Hard & soft.
- Different sounds
- Different smells : Perfume, Vicks, Petrol, *Hing* (asafoetida), Eucalyptus.

### July

**Colours :** • Red, Green, Blue, Yellow, White, Black

(Vikas English Conversation (A) –Page 12)

- Talk about the colours of different things in the classroom.
- Colour of the Sun—yellow
- Colour of the Apple—red
- Colour of the Leaf—green
- Colour of the Milk-bottle—white

**Shapes :** • Circle, Triangle, Square, Rectangle

- Talk about the shapes of things in our daily use (e.g., bangle, handkerchief, ball, note-book, etc.)
- Join the things having the same shape

**Good Habits :** • What good habits must we follow? (orally)

(Vikas English Conversation (A) –Page 19)

- Monsoon :**
- When does it come?
  - What do we see in the sky?
  - Which things do we see / use during monsoon?
  - What do we eat during monsoon?

## August

- Names of Domestic animals
- Give information about how they are useful to us.
- Names of Wild animals  
(Vikas English Conversation (A) –Pages 4, 5)
- Names of Birds
- Give some more information about birds.  
(Vikas English Conversation (A) –Page 7)
- Common Animals & Birds  
(Vikas New General English Course :Intro. I–Pages 26, 28)
- To teach them to say ‘Thank you’, ‘Sorry’, ‘Please’, etc.
- May I drink water?      • May I go to the toilet?

## September

- Names of the Vehicles
- How are vehicles useful to us?
- Discuss about vehicles on land, in water and in the sky.
- Flowers–Names of Flowers
- Discuss about the different parts of vehicles
- Days of the week & months of the year  
(Vikas English Conversation (A) – Pages 10, 11, 16)
- Common Flowers
- Do these actions      • Match the pairs  
(Vikas New General English Course : Intro. I–Page 25, 40, 41, 46, 47)

## October

### Revision

## November

- Fruits  
(Vikas English Conversation (A) –Page 8)
- My School and My Classroom  
(Vikas English Conversation (A) –Page 15)

## December

**Winter :** • How do we feel?

- When does it come?
- Which clothes do we wear?
- How do we take care of our skin?
- What do we eat?

**Fruits :** • Names of Fruits : Juicy fruits, Pulpy fruits  
(Vikas English Conversation (A) –Page 8)

**Vegetables :** • Names of Vegetables

- Which ones do we eat raw?
- Which ones do we eat after cooking?  
(Vikas English Conversation (A) –Page 9)
- Common Vegetables & Fruits  
(Vikas New General English Course : Intro. I –Pages 23, 24)

- Young Ones  
(Vikas English Conversation (A) –Page 3)

## January

- Myself and My Family • Toys (orally)  
(Vikas English Conversation (A) –Pages 14, 24)
- Flowers –Revision • At the Circus (orally)  
(Vikas English Conversation (A) –Pages 10, 22)
- Some more Animals • At the Zoo (orally)  
(Vikas English Conversation (A) –Pages 6, 23)

## February

- Community Helpers  
Teacher, Doctor, Policeman, Cobbler, Driver, Postman,  
Barber, Tailor, Milkman  
(Vikas English Conversation (A) –Page 13)

**Picture Reading :** • My Birthday Party • At the Park  
(Vikas English Conversation (A) –Pages 20, 21)

## March

- Summer :** • When does it come?
- How do we feel in summer?

- Which things do we use? • Which fruits do we eat?
- Opposites (Vikas English Conversation (A) – Cover Page 3)
- Things we wear on different parts of the body. (Vikas New General English Course : Intro. I–Page 32)

**April**

**Revision**

## 6. Drawing

**Ref. :** Vikas Drawing & Colouring (A)

**June**

- To draw on the floor & on a newspaper.

**July**

- Draw | , draw — , draw ○ , to do ✓ .
- Colouring (Vikas Draw. & Col. (A)–Pages 1, 2)

**August**

- Vikas Drawing & Colouring (A)–Pages 3, 4

Activity : • Thumb printing • To stick 'Rakhadi'




- Join the dots 

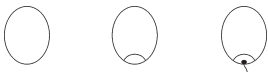

- ‘(’, ‘w’ Do all these patterns with crayon and pencil on paper



**September**

- Vikas Drawing & Colouring (A)–Pages 5, 6

- Draw    a sun

- Draw  a balloon
- Draw  a ball

## October

### Revision



## November

- Draw  a boat
- Vikas Drawing & Colouring (A) –Pages 7 to 10



## December

- Vikas Drawing & Colouring (A) –Pages 11 to 14



## January

- Draw  a tree
- Draw  a flower
- Vikas Drawing & Colouring (A) –Pages 15 to 18

## February

- Draw  hills
- Draw  a house
- Vikas Drawing & Colouring (A) –Pages 19 to 21

## March

- Vikas Drawing & Colouring (A) –Pages 22 to 24
- Draw  a joker
- Draw  a fish

## April

### Revision

## 7. Creative Activity

### June

- Fingertip printing

### July

- Thumb printing

### August

- Vegetable printing with lady's finger, onion, bittergourd, potato, etc.
- Block printing

### September

- Crayoning: on a leaf of Champa or a rupee coin
- Paste a Diwali Card

### October

#### Revision

### November

- Sponge painting

### December

- Paste a Christmas Tree (three triangles )
- Card making

### January

- Paste a kite  • Memory drawing

### February

- Leaf printing
- Palm printing
- Block printing

### March

- To make a fan
- Paper folding
- To make a boat

### April

#### Revision

## 8. Rhymes and Songs

**Ref. :** Vikas Album of Colourful Rhymes : For Junior K. G.

### June

**Rhymes :** 1. Chubby Cheeks 2. Me

### July

**Rhymes :**

3. What I Can Do  
4. Ten Little Fingers 5. Lollipop

**Song :**

1. Morning Song  
• મારા પ્રભુજી

### August

**Rhymes :**

6. Johnny! Johnny!  
7. Mary Had A Little Lamb  
8. Pussy Cat  
9. Hickory, Dickory, Dock

**Song :**

2. I am Special  
3. Bits Of Paper

### September

**Rhymes :**

10. Humpty Dumpty  
11. To Market, To Market  
12. Teddy Bear, Teddy Bear

**Song :**

• એક બિલાડી  
4. My Red Balloon

### October

**Revision**

### November

**Rhyme :**

13. Bow-Wow, Says The Dog

**Song :**

5. Jack And Jill

### December

**Rhymes :**

14. Two Little Ducks  
15. A Little Bird And I

**Song :**

6. Twinkle, Twinkle,  
Little Star

## January

### Rhymes :

- 16. Ding, Dong, Bell
- 17. Little Tommy Tucker

### Song :

- 7. Hot Cross Buns !

## February

### Rhymes :

- 18. Our Band
- 19. Knock At The Door
- 20. One, Two, Buckle My Shoe

### Song :

- 8. Baa, Baa, Black Sheep

## March

### Rhymes :

- 21. I Can See
- 22. Rain, Rain, Go Away

### Song :

- 9. Little Jack Horner

## April

### Revision

## Information about festivals

### Religious Festivals

- |                    |                 |
|--------------------|-----------------|
| • Rath Yatra       | • Goyro         |
| • Raksha Bandhan   | • Janmasthanami |
| • Ganesh Chaturthi | • Navratri      |
| • Diwali           | • Christmas     |
| • Dhuleti          |                 |

### National Festivals

- Independence day – 15th August
- Teachers' day – 5th September
- Gandhi Jayanti – 2nd October
- Sardar Jayanti – 31st October
- Children's day – 14th November
- Republic day – 26th January

Published & Printed by NEL – Dantali.