

FOR SEMESTER I & II

MONTHLY SYLLABUS

[Annual Planning]

SENIOR K. G.



**SPECIMEN
COPY**
For Review &
Recommendation



Navneet ASSESSMENT SCHEME : Jr. to 5

For Semester I & II

Subjects Standard	Main Sub. Jr./Sr.	Main Sub. 1 to 5	Gen. Eng. 1 to 5	Hindi 1 to 4	Guj. 1 & 2	Comp. 4 & 5	G. K. 1 to 5
Formal Written Assessment	40	40	40	40	40	40	40
Informal Assessment	-	40	40	-	-	-	-
Int. / Pra.	10	20	20	10	10	10	10
Total Marks	50	100	100	50	50	50	50

For Semester II

Subjects Standard	Draw. Jr./Sr.	Draw. 1 to 5	Comp. 1 to 3	P. E. 5
Formal Written Assessment	40	80	25	40
Informal Assessment	-	-	-	-
Int. / Pra.	10	20	25	20 + 40
Total Marks	50	100	50	100

Unit Assessment 1 & 2
(20 – 20 Marks)

☛ Main Subjects : Std. 1 to 5
☛ English, Mathematics & G. K. :
Jr. K. G. & Sr. K. G.

SYLLABUS

- ☛ **Unit Assessment 1 : August, 2014** : Course of June '14 & July '14.
- ☛ **Assessment – Semester I : October, 2014** : Course from June '14 to October '14.
- ☛ **Unit Assessment 2 : February, 2015** : Course from November '14 to January '15.
- ☛ **Assessment – Semester II : April, 2015** : Course from November '14 to April '15.
- ☛ Written Assessment for **Drawing** : Jr. K. G. to Std. 5, **Computer** : Std. 1 to 3 and **P. E.** : Std. 5 will be done only once, at the end of Semester II and it will be based on the entire syllabus.

Respected Principals, Teachers and Parents,

We warmly welcome you all, to our family of 'Navneet', a great name in publishing school books, now entering the footsteps—to Nursery and K. G. level. In this age of keen competition we all expect, a child to be able to show its abilities to read and write from the day it is admitted to school.

Nursery, Jr. K. G. and Sr. K. G. are three different levels, a child steps in the pre-school learning. At this very tender age the basic need is to train the muscles of the child by imparting him the knowledge of numbers, letters and helping it to achieve an all-round development. Aiming at this, we have made a sincere effort to frame the syllabus for Jr. K. G. and Sr. K. G. children. We are confident that this design of syllabus will prove a turning point for the child and turn him into an intelligent pupil.

The child, leaving the skirt of his mother at the age of three, faces the outside world when he enters alone the pre-school. At this juncture, it is the duty of the school and the teachers to provide an atmosphere of love and affection in the classroom. We have planned the activities for the children of Jr. K. G. and Sr. K. G. in such a manner that they will not only develop the body and mind of the children but will also mobilise their muscles. Instead of thrusting conventional methods of learning the alphabet and numbers on the child, we have designed the syllabus to provide the child with various games and activities so that it gets inspired to come to school regularly.

OUR AIMS AND OBJECTIVES

Aim 1

To provide a rich environment for physical-motor development.

Objectives

- The children should be able to co-ordinate their large and small muscles.

To fulfill the above aim and objectives, the following activities will be planned:

- Demonstrate various ways of walking, rolling, dancing, etc.
- Show awareness of space to play, paint, wash, etc.
- Demonstrate how to pick things, manipulate and mould, block-building, turning pages of book, tearing, stringing and threading activities.
- Activities like tracing simple patterns, paper folding, crayoning or colouring on plain paper, cutting & pasting.

Aim 2

To provide environment for socio-emotional development.

Objectives

- The children should be able to substitute verbal expression for physical aggression; should cope up in reasonable manner when things go wrong.
- Should be aware of themselves as individuals and become fairly independent.
- Should be aware of the importance of personal hygiene.
- Should be able to form easy relationships with others and be sensitive to the feelings needs and attitudes of others.
- Should become tolerant, considerate and co-operative in group situations and should be able to share the teacher's attention with other children.

- Should develop a careful attitude towards other living beings. (Young children, plants, animals, birds, etc.)
- Should learn to play fairly, and wait their turn and share things.

To fulfill the above aim and objectives, the following activities will be planned :

- Playing with manipulative toys, multi-shaped blocks, Water-play, Sand-play
- Indoor and Outdoor play
- Books
- Music and Rhythmic Activities
- Doll play
- Gardening, Care of pets, Nature-walk
- Celebrating events/festivals

Aim 3

To provide environment for language development.

Objectives

- Should develop auditory skills.
- Should develop communication skills.
- Should develop reading readiness skill.

To fulfill the above aim and objectives, the following activities will be planned :

- Listening experience : distinguishing sounds, identifying sound
- Experience of matching, sorting, identifying shapes, puzzles, picture-cards, story books, word/name cards
- Story-telling, Reciting Rhymes and Songs
- Observing classroom charts
- Dramatic play

Aim 4

To provide an environment for cognitive development.

Objectives

- Children learn to express themselves using all five senses.
- Children should develop
 - Cognitive processes like observation and memorizing.
 - Skills of classification.
 - Skills of sequential thinking.
 - The ability of problem solving and reasoning.
- Development of Number concepts.

Objectives

The objective of school, as incorporated in our curriculum and programme are:

- To provide a rich environment, conducive to thinking and learning by doing (experiencing)
- To provide opportunities to develop language with proper articulation for better communication.
- To provide children an opportunity for social and emotional development through organized and spontaneous interaction with adults and peers.
- To provide a foundation for the Three 'R's i. e., Reading, Writing, Arithmetic.
- To promote the child's physical development.
- To promote the child's aesthetic development and creating in it an awareness about various cultures.
- To provide opportunities and experiences to promote a sense of responsibility.

Monthly Syllabus (Annual Planning)

Senior K. G.

Note : Written Assessment of Semester I comes either in September or in October. So you are requested to complete the syllabus accordingly.

* **Semester I :** June to October

* **Semester II :** November to April

1. English

Ref. : Vikas Alphabet (Writing Practice): Capitals & Small Letters
Vikas New General English Course : Intro. II

June

- Revision and recognition of Capitals and Small Letters
- Reading & Writing A-a to J-j (Vikas Alphabet Writing Practice : Capitals & Small Letters – Pages 2 to 21)

July

- Revision and recognition of Capitals and Small Letters
- Reading and Writing K-k to Z-z (Vikas Alphabet Writing Practice : Capitals & Small Letters – Pages 22 to 56)
- Reading and Writing of 'a' words
(1) at, cat, bat, hat, fat, mat, rat, sat with pictures
(2) an, can, fan, man, pan, ran, van – give fill in the blanks
- Fill in the blanks with correct letter.
- Circle the correct first letter for each picture.
- Circle the letter in the word as written in the box.

August

- Practise Writing a to z
- Reading and Writing of words with 'a' & 'e' (Vikas New General English Course : Intro. II – Pages 3, 4)
- ap, cap, lap, map, gap, nap, tap, etc. with pictures
- Introduction of more 'e' words
- Put in the missing letters. ● Name the picture.

September

- Put in the missing letters (Vikas New General English Course : Intro. II – Pages 9 to 11)

- With dictation, fill in the blanks, name the picture
- Tick (✓) the right name of the picture.
- Recognize the picture and circle the correct word.
- Reading and Writing of words with 'i'
- Tick (✓) the correct answer.
- Put in the right letters.

(Vikas New General English Course: Intro. II-
Pages 5, 12)

October

Revision

November

- Reading and Writing of words with 'o'
- Put in the missing letters.
- Put in the correct names.

(Vikas New General English Course: Intro. II-
Pages 6, 14, 15)

December

- Reading and Writing of words with 'u'
- Baby animals ● Put in the right name.
- Sounds of animals ● Put in the missing words.
- Our animal friends ● Put in the missing words.
- More about animals
- Fill in the missing words.
- Where animals live in
- Put in the missing words.

(Vikas New General English Course: Intro. II-
Pages 7, 8, 16 to 21)

January

- Practice for words with a, e, i, o, u (Reading and Writing)
- Say Who I am-1 ● Say Who I am-2
- Look at the picture and complete the following.
- People who help us-1 ● People who help us-2
- Look at the picture and complete the following.
- What they do for us ● People and their work places

- Put in the missing words.
- Singular and Plural e.g., cat-cats, top-tops, leg-legs
(Vikas New General English Course: Intro. II-Pages 22 to 27)

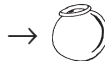
February

- My Body
- Look at the picture and complete the following.
(Vikas New General English Course: Intro. II-Pages 28, 29, 32, 33)
- Introduce: This, That, What, These, Those

e.g., This is a bag.



That is a pot.



These are bags.



Those are pots.



- Questions and Answers

Q. What is this?



A. This is a cat.

Q. What is that?



A. That is a rat.

March

- Opposite words (Vikas English Conversation: (B) - Cover Page 3)
push × pull | sad × happy | far × near | open × close
day × night | hot × cold | in × out | down × up
- Put in the missing words.
- Write the numbers in words.
- The Seven days of a week
- Put in the correct day. ● Put in the missing letters.
- Months ● Our Festivals ● A Family ● Myself
- Put in the right month. ● Put in the missing letters.
(Vikas New General English Course: Intro. II-Pages 36, 37, 39 to 44)

April

Revision

2. Mathematics

Ref. : Vikas Numbers (Writing Practice) : 1 to 100
Vikas New General English Course : Intro. II

June

- Saying Nos. 1 to 50
 - Recognition & Writing Nos. 1 to 10
 - Match each set with its number.
 - Count & Write the number in the box.
 - Ring the correct number.
 - Colour the circles as shown by the number given below.
 - Fill in the boxes with correct numbers.
 - Fill in the missing numbers.
 - Draw circles according to the number.
 - Join each number to the correct set. (Vikas Numbers Writing Practice : 1 to 100–Pages 2 to 16)
- Comparison : ● Make pairs of the same picture
- Concept : ● Small–big, Tall–short, Fat–thin, Long–short with pictures

July

- Saying Nos. 1 to 70
- Recognition & Writing Nos. 11 to 30
- Writing the missing numbers.
- Write the number which comes after ...
- Write the number which comes before ...
- Write the number between ... and ...
- Write numbers from 1 to 30 (Revision)
- Read & Write the number in figures.
(Vikas Numbers Writing Practice : 1 to 100–Pages 17 to 41)

August

- Saying Nos. 1 to 90
- Recognition & Writing Nos. 31 to 50
- Writing Nos. 31 to 50
- Writing Nos. 1 to 50 (Revision)
- Write the number which comes after ...
- Write the number which comes before ...

- Write the number between ... and ... (Vikas Numbers Writing Practice: 1 to 100–Pages 42 to 45)
- Write the numbers in words 1 to 10 (Vikas New General English Course: Intro. II–Page 38)

September

- Saying Nos. 1 to 100 ● Writing Nos. 1 to 50 (Revision)
- Recognition & Writing Nos. 51 to 60
- Writing Nos. 11 to 60 (Revision)
- Count and write the numbers in the box.
- ○ the greater number. ● ○ the smaller number.
- ○ the correct number.
- Write the correct number in the box. (Vikas Numbers Writing Practice: 1 to 100–Pages 46 to 49)
- Write the numbers in words 11 to 20 (Vikas New General English Course: Intro. II–Page 38)

October

Revision

November

- Recognition & Writing Nos. 61 to 70
- Writing Nos. 21 to 70
- Write the number which comes after ...
- Write the number which comes before ...
- Write the number between ... and ...
(Vikas Numbers Writing Practice: 1 to 100–Pages 50, 51) (Revision)

December

- Saying Nos. 1 to 100
- Recognition & Writing Nos. 71 to 80
- Writing Nos. 31 to 80 (Revision)
- Recognition & Writing Nos. 81 to 90
- Writing Nos. 1 to 90 (Revision)
- Write the missing numbers. (Vikas Numbers Writing Practice: 1 to 100–Pages 52 to 55)

January

- Saying Nos. 1 to 100
- Recognition & Writing Nos. 91 to 100
- Writing Nos. 51 to 100 ● Writing Nos. 1 to 100
- Write the number which comes after ...
- Write the number which comes before ...
- Write the number between ... and ...
- ○ the correct number.
- How many tens and how many ones?
- Write the number for each set.

(Vikas Numbers Writing Practice : 1 to 100 – Pages 56 to 59)

- Addition sums e.g.,
$$\begin{array}{r} 3 \\ +2 \\ \hline 5 \end{array}$$
 ☆☆☆
□ □

February

- Saying Nos. 1 to 100 ● Writing Nos. 51 to 100 (Revision)
- Understand & learn ● Write the number for each.
- Write the numbers in figures.
- Fill in the missing numbers.

(Vikas Numbers Writing Practice : 1 to 100 – Pages 60, 61)

- Subtraction sums e.g.,
$$\begin{array}{r} 4 \\ -2 \\ \hline 2 \end{array}$$
 ✎ ✎ ✎ ✎

March

- Writing Nos. 1 to 100 (Revision)
- Match each set with the correct number.
- Write the missing numbers.
- Complete the pattern. ● Write in Figures.
- Write in the box the number for each.
- Fill in the blanks. (Vikas Numbers Writing Practice : 1 to 100 – Pages 62 to 64)
- Revision – sums ● Circle the greater number.
- Circle the smaller number.

April

Revision

3. General Knowledge

Ref. : Vikas English Conversation (B)

Vikas New General English Course : Intro. II

June

- Parts of the body
- Uses of the each part of the body
- Cleanliness
- Sense Organs
- Which things do we use to clean which part of a body? Join them.

(Vikas English Conversation (B) – Pages 24 to 26)

- Put in the right words (Vikas New General English Course : Intro. II – Pages 28, 29)

July

- Days of the week and months of the year (Vikas English Conversation (B) – Page 17)
- Good Habits
(Vikas English Conversation (B) – Page 27)
- The seven days of a week (Vikas New General English Course : Intro. II – Page 39)
- To teach good manners
Say – Thank you, please, sorry, May I?
- How to behave with friends, elders, parents, etc.
- To teach 'Gayatri Mantra'
- To teach 'ॐ'

August

- Young Ones
- Homes of Animals
- Sounds of Animals
- Domestic Animals and their usefulness
- Wild Animals
- Water Animals
- Some More Animals

(Vikas English Conversation (B) – Pages 3 to 9)

- Birds (orally)
 - Insects
- (Vikas English Conversation (B) –Pages 10, 11)

September

- Fruits
- Fruits – Juicy fruits, pulpy fruits, fruits with one seed, with many seeds
- Which fruits do we eat with seeds?
- Which fruits taste sour?
- Vegetables
(Vikas English Conversation (B) –Pages 12, 13)
- Root vegetables, leafy vegetables, creepers, vegetables growing on plants, vegetables growing on a tree.
- Vegetables we can eat raw
- Vegetables we have to cook and eat
- Colours and Shapes
(Vikas English Conversation (B) –Page 16)
- Vehicles (Vikas English Conversation B –Page 15)
- Vehicles on road, Vehicles that fly in the sky or sail on water
- Vehicles – using petrol
- Traffic Signal, traffic rules
- Different parts of a tree

October

Revision

November

- Community Helpers
 - My School and Classroom
 - Toys
 - Our Food
- (Vikas English Conversation (B) –Pages 18, 19, 21 to 23)
- Revise Vehicles

December

- Indoor Games
- Outdoor Games

(Vikas English Conversation (B) –Pages 28, 29)

- Myself and My Family

(Vikas English Conversation (B) –Page 20)

- Games (Vikas New General English Course :Intro. II –Pages 30, 31)

January

- Festivals
- Places of worship
- Sources of water
- Uses of water

(Vikas English Conversation (B) –Pages 32 to 35)

- Things that float on water. e.g., wood, leaf,...
- Things that sink in water. e.g., stone, marble,...

February

- Actions ● Seasons
- Gender

(Vikas English Conversation (B) –Pages 30, 31, 40)

- Months (Vikas New General English Course :Intro. II –Page 40)

March

- At the Railway Station, Hospital, Beach, Zoo (orally)
(Vikas English Conversation (B) –Pages 36 to 39)
- **Milk and its products:**
Animals that give milk, milk processed in a dairy,
milk products.

April


Revision

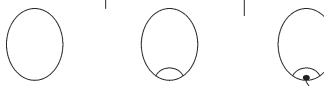
4. Drawing

Ref. : Vikas Drawing & Colouring (B)

June

- Vikas Drawing & Colouring (B) - Pages 1 to 3
- Give free-hand drawing
- Memory drawing

• Sun  Draw and colour it.

• Balloon  Draw and colour it.

July

- Vikas Drawing & Colouring (B) - Pages 4 to 7
- Boat  Draw and colour it.

August

- Colouring (Vikas Drawing & Colouring (B) - Pages 8 to 11)
- Hills, sun and grass

 
Draw and colour it.

September

- Vikas Drawing & Colouring (B) - Pages 12 to 15
- House  Draw and colour it.

October

Revision

November

- Vikas Drawing & Colouring (B) - Pages 16, 17





December

- Vikas Drawing & Colouring (B) –Pages 18, 19

- Cat    Draw and colour it.

January




- Vikas Drawing & Colouring (B) –Pages 20, 21

- Butterfly     Draw and colour it.

February

- Vikas Drawing & Colouring (B) –Pages 22 to 24

- Free drawing

- Flag    Draw and colour it.

March

- Free drawing

- Bird    Draw and colour it.

- Clown    Draw and colour it.

April

Revision

5. Creative Activity

June

- Thumb printing

July

- Palm printing

August

- To prepare a 'Rakhi'
- To make a paper boat

September

- Vegetable printing with Potato, Lady's finger, Onion, Bitter gourd
- To make a Diwali Card

October

Revision

November

- Puzzles

December

- To make a fan
- To paste a 'christmas tree'



January

- To paste a kite
- Crayon work—use a rupee coin or a Champa leaf



February

- Pasting—with sand, grains, leaves

March

- Cutting of different shapes

April

Revision

6. Outdoor Play

June

- Captain, Captain Change the Sign
- Oranges and Lemon

July

- Passing a ball

August

- Games : Statue, Musical Chair

September

- Rolling tyres
- Sand-play
- Passing a ball

October

Revision

November

- Cycles

December

- Drill
- Simple exercises

January

- Lemon & Spoon
- Potato race

February

- Musical Chair
- Free play

March

- Free play
- Simple 'Yoga Exercise'

April

Revision

7. Rhymes and Songs

Ref. : Vikas Album of Colourful Rhymes : For Senior K. G.

June

Rhymes :

1. Just Me
2. Hop A Little

Song : 1. Father

July

Rhymes :

3. Finger Rhyme
4. Number Rhyme
5. I Am a Big Engine

Song : 2. Clap Your Hands

August

Rhymes :

6. My Kite
7. Wee Willie Winkie
8. Days Of The Week
9. Mickey Mouse

Song : 3. Three Blind Mice

September

Rhymes :

10. School Days
11. Home From School
12. Ten Little Firemen

Song : 4. Out In The Garden

October

Revision

November

Rhyme :

13. Acting

Song : 5. Here We Go Round
The Mulberry Bush

December

Rhymes :

14. A Bear And A Bunny
15. Mango Trees

Song : 6. I Swallowed A Peanut

January

Rhymes :

- 16. The Grocer's Shop
- 17. A Tailor, A Cobbler, A Policeman

Song : 7. Five Currant Buns

February

Rhymes :

- 18. Pat-A-Cake
- 19. Rat-Tat-Tat
- 20. Two Little Dicky Birds

Song : 8. Where, Oh! Where

March

Rhymes :

- 21. The Clock
- 22. There Was An Old Woman

Song : 9. A-Hunting We Will Go

April

Revision

Information about festivals

Religious Festivals

- | | |
|--------------------|----------------|
| • Rath Yatra | • Goyro |
| • Raksha Bandhan | • Janmasthanmi |
| • Ganesh Chaturthi | • Navratri |
| • Diwali | • Christmas |
| • Dhuleti | |

National Festivals

- Independence day – 15th August
- Teachers' day – 5th September
- Gandhi Jayanti – 2nd October
- Sardar Jayanti – 31st October
- Children's day – 14th November
- Republic day – 26th January

Extra Curricular Activities

- **June and July** – Drawing Competition
- **August** – Musical Chair
- **September** – Recitation Competition
- **October and November** – Fancy Dress Competition
- **December** – Sports – Lemon and Spoon
- **January** – Story-telling Competition
- **February** – Word-building Competition
- **March** – Hand-writing Competition
- **April** – Revision

CTP

Published by Navneet Education Limited, Dantali, Gujarat.
Printed by Navneet Education Limited, Dantali, Gujarat.

NOTES

